

ARTISAN & POST

EST. 1919



**SOLID MAPLE
& BIRCH**

COOL RUSTIC
collection

NEW MANSION BED



KING MANSION BED
 -661 MANSION HEADBOARD
 -166 MANSION FOOTBOARD
 -933 WOOD RAILS
 -MS2 METAL SUPPORT SLATS

KING MANSION PLATFORM BED
 -661 MANSION HEADBOARD
 -166 MANSION FOOTBOARD
 -722 WOOD RAILS
 -606P PLATFORM RAILS

-002 DRESSER - 7 DRAWERS
 -446 LANDSCAPE MIRROR - BEVELED GLASS
 -227 NIGHTSTAND - 3 DRAWERS



A beautiful and generously scaled solid maple and birch collection featuring a unique combination of natural and hand distressing.



KING X BED

-667 HEADBOARD

-766 FOOTBOARD

-933 WOOD RAILS

MS2 METAL SUPPORT SLATS

-004 LINEN CHEST - 8 DRAWERS

-227 NIGHTSTAND - 3 DRAWERS



QUEEN LEATHER BED
 -559 HEADBOARD
 -955 LOW PROFILE FOOTBOARD
 -082B STORAGE UNIT
 -082C SIDE RAIL
 -555T SLAT ROLL

BUILT TO LAST

Artisan & Post furniture is handcrafted in the USA by craftsman working with the finest American-grown hardwoods. Our products are the perfect blend of function and fashion & incorporate high-value, & high-quality details including:

- English dovetail drawer construction
- Smooth running dual ball bearing drawer guides
- Mortise and tenon construction for strength and stability
- Piston-activated whisper close drawers
- Ultra smooth acrylic finish on interior drawers' sides & bottoms



-117 STANDING CHEST
 6 DRAWERS & 1 DOOR



-115 CHEST - 5 DRAWERS



The Leather Bed is handcrafted from solid maple and birch complimented by a 100% top-grain full aniline leather with herringbone stitching.

The Cool Rustic Collection has a heavily distressed and antiqued finish – with a variety of chattering, rasping and other saw marks combined with natural wormholes found in solid wormy maple – making every piece unique. The storage pieces are adorned with a hammered metal drawer pull in a black matte finish.

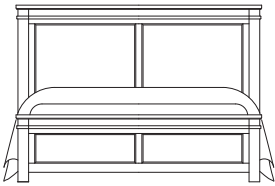
MADE IN THE USA



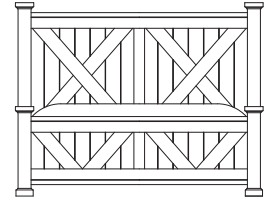
KING MANSION STORAGE BED
 -661 HEADBOARD
 -066B STORAGE FOOTBOARD
 -502 STORAGE BED RAILS
 -666T SLAT ROLL



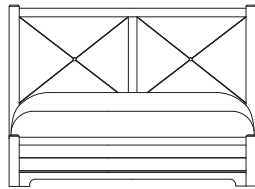
175 Natural Finish



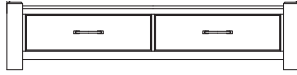
A. B.



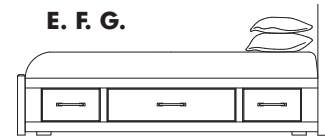
C.



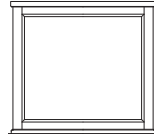
D.



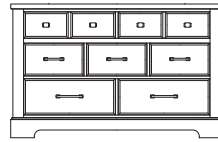
E. F. G.



H. I. J.



K.



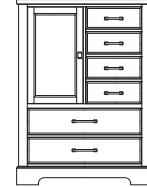
L.



M.



O.



N.



P.

A. Mansion Bed

- 551 Mansion Headboard, 5/0
63 $\frac{3}{8}$ x 3 $\frac{3}{4}$ x 58
- 155 Mansion Footboard, 5/0
63 $\frac{3}{8}$ x 3 $\frac{3}{4}$ x 22
- 922 Wood Rails, 5/0
includes 5 slats/1 leg
82 x 1 x 5 $\frac{3}{4}$

- 661 Mansion Headboard, 6/6
80 $\frac{1}{2}$ x 4 x 58
- 166 Mansion Footboard, 6/6
80 $\frac{1}{2}$ x 4 x 22
- 933 Wood Rails, 6/6
requires an MS2
82 x 1 x 5 $\frac{3}{4}$
- 944 Wood Rails, 6/0

adapts 6/6 HB/FB to fit Cal King Mattress: requires an MS2

- MS2 Metal Support Slats
set of 3 for use w/ king beds
49 x 3 $\frac{3}{4}$ x 9

B. Mansion Platform Bed

- 551 Mansion Headboard, 5/0
63 $\frac{3}{8}$ x 3 $\frac{3}{4}$ x 58
- 155 Mansion Footboard, 5/0
63 $\frac{3}{8}$ x 3 $\frac{3}{4}$ x 22

- 661 Mansion Headboard, 6/6
80 $\frac{1}{2}$ x 4 x 58
- 166 Mansion Footboard, 6/6
80 $\frac{1}{2}$ x 4 x 22

- 722 Platform Rails, 5/0 & 6/6
82 x 1 x 5 $\frac{3}{4}$

includes center rail to be used with the 551/155,
661/166

- MP-505P Platform Mattress Panel, 5/0
- MP-606P Platform Mattress Panel, 6/6

C. X Bed

- 557 X Headboard, 5/0
64 x 4 $\frac{1}{2}$ x 63 $\frac{1}{4}$
- 755 X Footboard, 5/0
64 x 5 $\frac{1}{2}$ x 29 $\frac{1}{4}$

- 667 X Headboard, 6/6
81 x 4 $\frac{1}{2}$ x 63 $\frac{1}{4}$
- 766 X Footboard, 6/6
81 x 5 $\frac{1}{2}$ x 29 $\frac{1}{4}$

- 922 Wood Rails, 5/0
includes 5 slats/1 leg
82 x 1 x 5 $\frac{3}{4}$

- 933 Wood Rails, 6/6
requires an MS2
82 x 1 x 5 $\frac{3}{4}$

- 944 Wood Rails, 6/0

adapts 6/6 HB/FB to fit Cal King Mattress: requires an MS2

- MS2 Metal Support Slats
set of 3 for use w/ king beds
49 x 3 $\frac{3}{4}$ x 9

D. Leather Bed

- 559 Leather Headboard, 5/0
62 $\frac{1}{2}$ x 2 $\frac{1}{2}$ x 60
- 955 Low Profile Footboard, 5/0
62 $\frac{1}{2}$ x 2 $\frac{1}{2}$ x 17

- 669 Leather Headboard, 6/6
79 $\frac{1}{2}$ x 2 $\frac{1}{2}$ x 60
- 966 Low Profile Footboard, 6/6
79 $\frac{1}{2}$ x 2 $\frac{1}{2}$ x 17

- 922 Wood Rails, 5/0
includes 5 slats/1 leg
82 x 1 x 5 $\frac{3}{4}$

- 933 Wood Rails, 6/6
requires an MS2
82 x 1 x 5 $\frac{3}{4}$

- 944 Wood Rails, 6/0

adapts 6/6 HB/FB to fit Cal King Mattress: requires an MS2

- MS2 Metal Support Slats
set of 3 for use w/ king beds
49 x 3 $\frac{3}{4}$ x 9

E. Mansion Bed with Storage Footboard

or

F. X Bed with Storage Footboard

or

G. Leather Bed with Storage Footboard

- 551 Mansion Headboard, 5/0
or
- 557 X Headboard, 5/0
or
- 559 Leather Headboard, 5/0

- 050B Storage Footboard, 5/0
2 drawers
62 $\frac{1}{2}$ x 23 $\frac{1}{4}$ x 18 $\frac{1}{4}$

- 661 Mansion Headboard, 6/6
or
- 667 X Headboard, 6/6
or
- 669 Leather Headboard, 6/6

- 066B Storage Footboard, 6/6
2 drawers
79 $\frac{1}{2}$ x 23 $\frac{1}{4}$ x 18 $\frac{1}{4}$

- 502 Storage Bed Rails, 5/0-6/6
82 x 1 x 12 $\frac{1}{2}$

adapts 6/6 HB/Storage FB to fit Cal King Mattress:
includes mattress support boards

- 555T Slat Roll, 5/0
- 666T Slat Roll, 6/6

H. Mansion Bed with side storage

or

I. X Bed with side storage

or

J. Leather bed with side storage

Note: Storage Unit may be used on one side
or two sides.

- 551 Mansion Headboard, 5/0
or
- 557 X Headboard, 5/0
or
- 559 Leather Headboard, 5/0

- 955 Low Profile Footboard, 5/0
- 082B Storage Unit, 5/0 & 6/6
3 Drawers
82 x 23 $\frac{1}{2}$ x 16

- 082C Side Rail, 5/0 & 6/6
82 x 1 x 7 $\frac{1}{4}$

- 555T Slat Roll, 5/0

- 661 Mansion Headboard, 6/6
or
- 667 X Headboard, 6/6
or
- 669 Leather Headboard, 6/6

- 966 Low Profile Footboard, 6/6

- 082B Storage Unit, 5/0 & 6/6
3 Drawers
82 x 23 $\frac{1}{2}$ x 16
- 082C Side Rail, 5/0 & 6/6
82 x 1 x 7 $\frac{1}{4}$

- 082D Vertical Support, 6/6
79 x 25 x 17 $\frac{1}{2}$

for use with King 1 side storage bed only

- 666T Slat Roll, 6/6

K. -446 Landscape Mirror

- Beveled glass
41 $\frac{1}{2}$ x 2 $\frac{1}{4}$ x 39

L. -002 Dresser

- 7 drawers
62 x 19 x 39

M. -115

- 5 Drawer Chest
43 x 19 x 53

N. -117 Standing Chest

- 6 drawers
1 door storage w/ fixed shelf
& bottom shelf
43 x 19 x 58 $\frac{1}{4}$

O. -004 Linen Chest

- 8 drawers
50 x 19 x 48 $\frac{1}{4}$

P. -227 Night Stand

- 3 drawers
28 x 16 x 27 $\frac{1}{2}$