

770

*Vista*  
collection



Vaughan-  
Bassett  
furniture company  
MADE IN THE USA

Vista



**King Mansion Bed**

- 669 Mansion Headboard
- 966 Mansion Footboard
- 722 Wood Rails
- 002 Dresser - 8 Drawers
- 447 Landscape Mirror - Beveled Glass
- 226 Nightstand - 2 Drawers

Vista



- King Sleigh Bed**  
- 663 Sleigh Headboard  
- 166 Low Profile Footboard  
- 922 Wood Rails  
- 002 Dresser - 8 Drawers  
- 447 Landscape Mirror - Beveled Glass  
- 226 Nightstand - 2 Drawers

# Vista

Designed to invoke a sense of nostalgia, Vista presents a classic design with clean gentle lines and timeless elements bathed in a warm cherry finish. Crafted of poplar solids and cherry veneers, this Louie Philippe inspired suite features a felt-lined drawer hidden behind the shaped moulding at the top of the dresser and chest. The storage pieces include burnished brass drawer pulls with smooth finished drawer interiors and self-closing steel ball bearing guides.

The sleigh bed offers an old world charm with its shaped bed post and heavy cap rail while the mansion bed drifts towards a more relaxed rustic feel featuring corbel overlays and curved top cap rail.




### King Sleigh Storage Bed

- 663 Sleigh Headboard
- 066B Storage Footboard - 2 Drawers
- 502 Storage Bed Rails
- 666T Slat Roll



### King Mansion Storage Bed

- 669 Mansion Headboard
- 066B Storage Footboard - 2 Drawers
- 502 Storage Rails
- 666T Slat Roll



Burnished Brass Drawer Pull

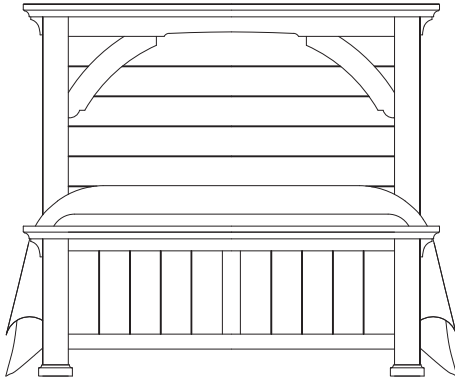


Hidden Felt Lined Jewelry Drawer



- 115 Chest  
5 Drawers

### MADE IN USA



#### A. Mansion Bed


- 559 Mansion Headboard, 5/0  
69<sup>3</sup>/<sub>8</sub> x 3<sup>1</sup>/<sub>2</sub> x 62
- 955 Mansion Footboard, 5/0  
69<sup>3</sup>/<sub>8</sub> x 4<sup>1</sup>/<sub>8</sub> x 25
- 722 Wood Rails, 5/0 & 6/6  
includes 5 slats/1 leg  
82 x 1 x 7<sup>3</sup>/<sub>4</sub>

- 669 Mansion Headboard, 6/6  
86<sup>3</sup>/<sub>8</sub> x 3<sup>1</sup>/<sub>2</sub> x 62
- 966 Mansion Footboard, 6/6  
86<sup>3</sup>/<sub>8</sub> x 4<sup>1</sup>/<sub>8</sub> x 25
- 722 Wood Rails, 5/0 & 6/6  
includes 5 slats/1 leg  
82 x 1 x 7<sup>3</sup>/<sub>4</sub>

MS-MS1 Metal Support Slats  
set of 2 for use w/king beds  
49 x 3<sup>1</sup>/<sub>4</sub> x 9


or

MS-MS2 Metal Support Slats  
set of 3 for use w/king beds  
49 x 3<sup>1</sup>/<sub>4</sub> x 9



#### D. -115 Chest

5 Drawers  
42 x 19<sup>1</sup>/<sub>4</sub> x 51<sup>3</sup>/<sub>4</sub>



#### B. Sleigh Bed

- 553 Sleigh Headboard, 5/0  
63<sup>1</sup>/<sub>4</sub> x 6<sup>1</sup>/<sub>2</sub> x 58<sup>1</sup>/<sub>2</sub>
- 155 Low Profile Footboard, 5/0  
65<sup>1</sup>/<sub>8</sub> x 4<sup>3</sup>/<sub>4</sub> x 17<sup>1</sup>/<sub>2</sub>
- 922 Wood Rails, 5/0 & 6/6  
includes 5 slats/1 leg  
82 x 1 x 5<sup>3</sup>/<sub>4</sub>

- 663 Sleigh Headboard, 6/6  
80<sup>1</sup>/<sub>4</sub> x 6<sup>1</sup>/<sub>2</sub> x 58<sup>1</sup>/<sub>2</sub>
- 166 Low Profile Footboard, 6/6  
82<sup>1</sup>/<sub>8</sub> x 4<sup>3</sup>/<sub>4</sub> x 17<sup>1</sup>/<sub>2</sub>
- 922 Wood Rails, 5/0 & 6/6  
includes 5 slats/1 leg  
82 x 1 x 5<sup>3</sup>/<sub>4</sub>

MS-MS1 Metal Support Slats  
set of 2 for use w/king beds  
49 x 3<sup>1</sup>/<sub>4</sub> x 9

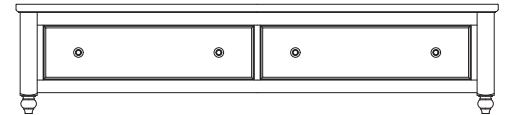
or

MS-MS2 Metal Support Slats  
set of 3 for use w/king beds  
49 x 3<sup>1</sup>/<sub>4</sub> x 9



#### E. -226 Nightstand

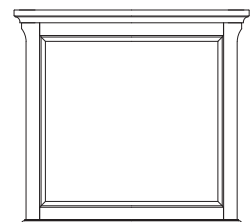
2 Drawers  
28 x 16<sup>1</sup>/<sub>4</sub> x 26<sup>3</sup>/<sub>4</sub>



#### C. Storage Footboard


- 050B Storage Footboard, 5/0  
2 drawers  
64<sup>1</sup>/<sub>4</sub> x 21<sup>1</sup>/<sub>4</sub> x 18<sup>3</sup>/<sub>8</sub>
- 502 Storage Bed Side Rails, 5/0 & 6/6  
82 x 1 x 11<sup>3</sup>/<sub>4</sub>  
-TT-555T  
Slat Roll, 5/0

- 066B Storage Footboard, 6/6  
2 drawers  
81<sup>1</sup>/<sub>8</sub> x 24<sup>1</sup>/<sub>4</sub> x 18<sup>3</sup>/<sub>8</sub>
- 502 Storage Bed Side Rails, 5/0 & 6/6  
82 x 1 x 11<sup>3</sup>/<sub>4</sub>  
-TT-666T  
Slat Roll, 6/6



#### F. -447 Landscape Mirror

Beveled Glass  
39<sup>1</sup>/<sub>4</sub> x 21<sup>1</sup>/<sub>2</sub> x 35<sup>3</sup>/<sub>4</sub>



#### G. -002 Dresser

8 Drawers  
60 x 19<sup>1</sup>/<sub>4</sub> x 40<sup>1</sup>/<sub>4</sub>