

801  
*Cool  
Farmhouse*  
collection



Vaughan-  
Bassett  
furniture company  
MADE IN THE USA



# Cool Farmhouse



- King Sleigh Bed**
- 663 Sleigh Headboard
- 366 Sleigh Footboard
- 922 Wood Rails
- 002 Dresser - 8 Drawers
- 446 Arch Mirror - Beveled Glass
- 227 Nightstand - 2 Drawers



# Cool Farmhouse



## Queen Panel Bed

- 557 Panel Headboard
- 755 Panel Footboard
- 922 Wood Rails
- 002 Dresser - 8 Drawers
- 446 Arch Mirror - Beveled Glass
- 227 Nightstand - 2 Drawers



# Cool Farmhouse

Solid wormy maple is a unique and highly desirable lumber that has beautiful grey & brown stripes that include small worm holes. Solid wormy maple is used on all bed post and cap rails including top rims pilasters and drawer fronts of all storage pieces.

Proudly made in  
the USA



**King Sleigh Storage Bed**  
- 663 Sleigh Headboard  
- 066B Storage Footboard - 2 Drawers  
- 502 Storage Bed Rails  
- 666T Slat Roll



- 115 Chest - 5 Drawers




**Queen Panel Storage Bed**  
- 557 Panel Headboard  
- 050B Storage Footboard - 2 Drawers  
- 502 Storage Rails  
- 555T Slat Roll

# Cool Farmhouse

## 801 Grey Finish

**MADE IN USA**




### A. Panel Bed

- 557 Panel Headboard, 5/0  
62<sup>7</sup>/<sub>8</sub> x 2<sup>1</sup>/<sub>8</sub> x 56<sup>3</sup>/<sub>8</sub>
- 755 Panel Footboard, 5/0  
62<sup>7</sup>/<sub>8</sub> x 2<sup>1</sup>/<sub>8</sub> x 18
- 922 Wood Rails, 5/0 & 6/6  
includes 5 slats/1 leg  
82 x 1 x 5<sup>3</sup>/<sub>4</sub>

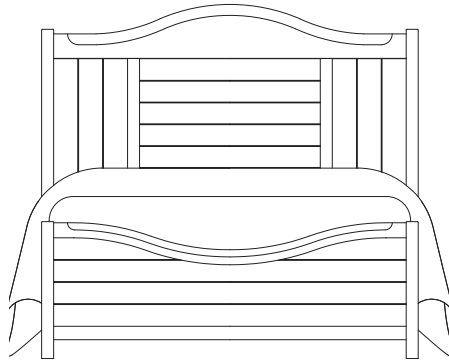
- 667 Panel Headboard, 6/6  
79<sup>7</sup>/<sub>8</sub> x 2<sup>1</sup>/<sub>8</sub> x 56<sup>3</sup>/<sub>8</sub>
- 766 Panel Footboard, 6/6  
79<sup>7</sup>/<sub>8</sub> x 2<sup>1</sup>/<sub>8</sub> x 18
- 922 Wood Rails, 5/0 & 6/6  
includes 5 slats/1 leg  
82 x 1 x 5<sup>3</sup>/<sub>4</sub>

- MS-MS1 Metal Support Slats  
set of 2 for use w/king beds  
49 x 3<sup>1</sup>/<sub>4</sub> x 9  
or  
MS-MS2 Metal Support Slats  
set of 3 for use w/king beds  
49 x 3<sup>1</sup>/<sub>4</sub> x 9



### D. -115 Chest

- 5 Drawers  
42 x 19 x 52<sup>5</sup>/<sub>8</sub>

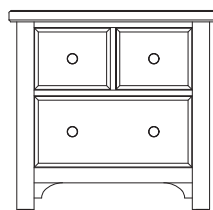


### B. Sleigh Bed

- 553 Sleigh Headboard, 5/0  
62<sup>3</sup>/<sub>4</sub> x 6<sup>3</sup>/<sub>4</sub> x 59
- 355 Sleigh Footboard, 5/0  
62<sup>3</sup>/<sub>4</sub> x 1<sup>7</sup>/<sub>8</sub> x 22<sup>7</sup>/<sub>8</sub>
- 922 Wood Rails, 5/0 & 6/6  
includes 5 slats/1 leg  
82 x 1 x 5<sup>3</sup>/<sub>4</sub>

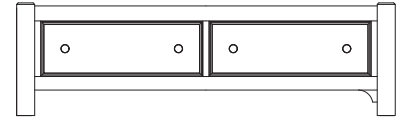
- 663 Sleigh Headboard, 6/6  
79<sup>3</sup>/<sub>4</sub> x 6<sup>7</sup>/<sub>8</sub> x 60
- 366 Sleigh Footboard, 6/6  
79<sup>3</sup>/<sub>4</sub> x 1<sup>7</sup>/<sub>8</sub> x 22<sup>7</sup>/<sub>8</sub>
- 922 Wood Rails, 5/0 & 6/6  
includes 5 slats/1 leg  
82 x 1 x 5<sup>3</sup>/<sub>4</sub>

- MS-MS1 Metal Support Slats  
set of 2 for use w/king beds  
49 x 3<sup>1</sup>/<sub>4</sub> x 9  
or  
MS-MS2 Metal Support Slats  
set of 3 for use w/king beds  
49 x 3<sup>1</sup>/<sub>4</sub> x 9



### E. -227 Nightstand

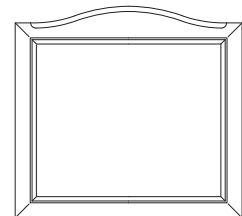
- 2 Drawers  
27<sup>1</sup>/<sub>2</sub> x 16 x 26<sup>5</sup>/<sub>8</sub>



### C. Storage Footboard

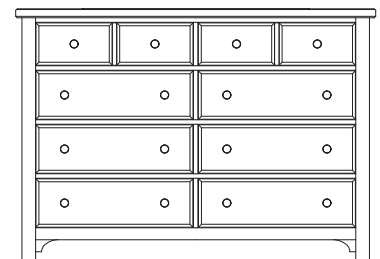
- 050B Storage Footboard, 5/0  
2 drawers  
63 x 21<sup>1</sup>/<sub>8</sub> x 18<sup>3</sup>/<sub>4</sub>
- 502 Storage Bed Side Rails, 5/0 & 6/6  
82 x 1 x 11<sup>3</sup>/<sub>4</sub>  
-TT-555T  
Slat Roll, 5/0

- 066B Storage Footboard, 6/6  
2 drawers  
80 x 21<sup>1</sup>/<sub>8</sub> x 18<sup>3</sup>/<sub>4</sub>
- 502 Storage Bed Side Rails, 5/0 & 6/6  
82 x 1 x 11<sup>3</sup>/<sub>4</sub>  
-TT-666T  
Slat Roll, 6/6



### F. -446 Arched Mirror

- Beveled Glass  
37<sup>7</sup>/<sub>8</sub> x 1<sup>1</sup>/<sub>8</sub> x 35<sup>1</sup>/<sub>4</sub>



### G. -002 Dresser

- 8 Drawers  
60 x 19 x 42<sup>3</sup>/<sub>8</sub>